

ABERDEENSHIRE COMMUNITY WELL-BEING SURVEY

Aberdeenshire Community Planning Partnership (ACPP) developed the survey with the new Aberdeenshire Citizen's Panel. They conducted the survey by a postal and electronic survey exercise, using respondents drawn from the Aberdeenshire Citizens Panel. A total of **628** questionnaires were returned, representing a response rate of **75%**. The survey had three main objectives. These were to look at people's views and attitudes towards aspects of:

- Community safety;
- Policing; and
- Transport and health.

The research will help the ACPP's work to be focused on all areas but to also develop awareness of issues and to improve and overcome any problems that will need to be dealt with to help the community expand and grow and become safer to live, work or visit in the future.

Policing

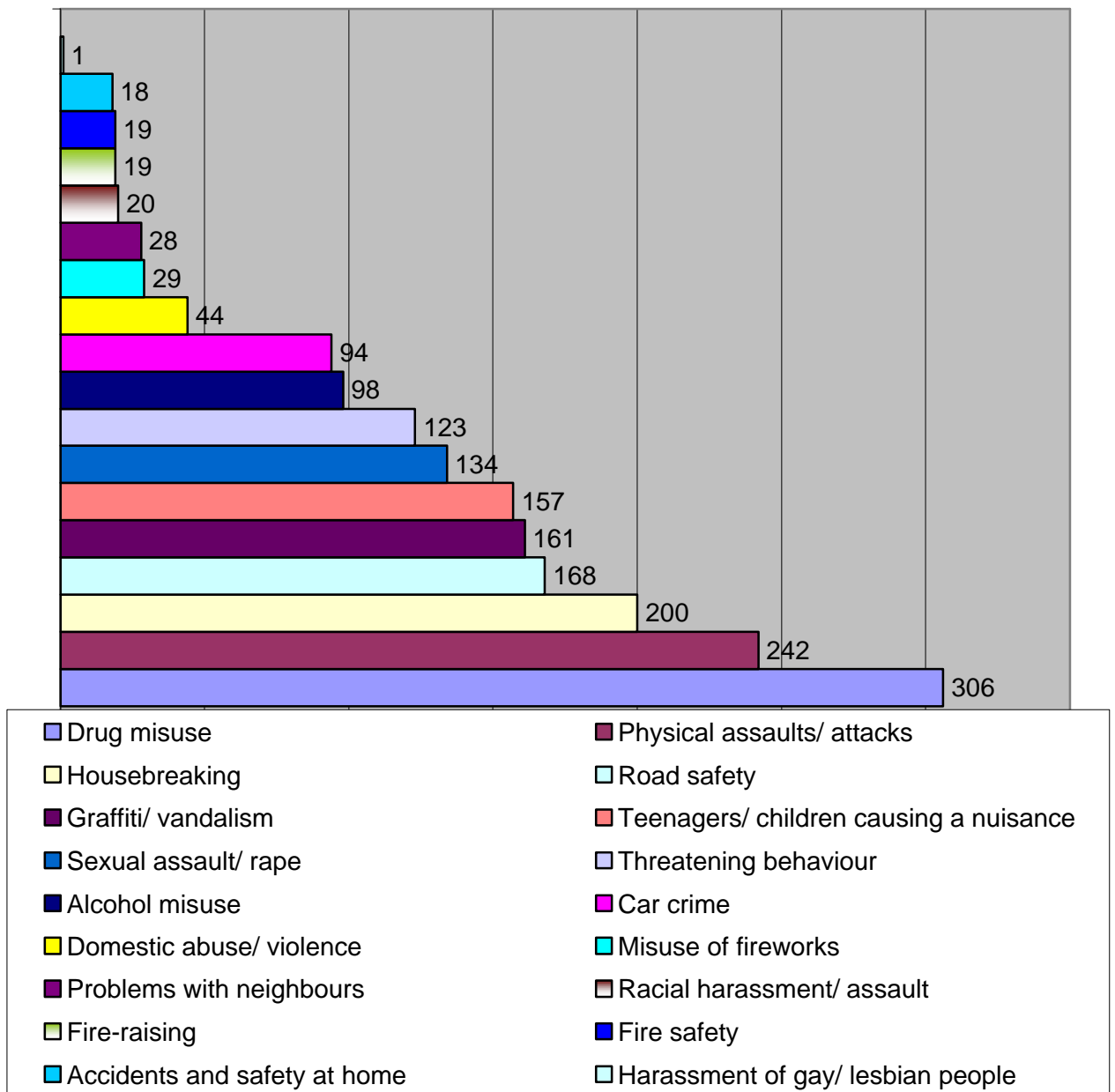
Respondents were asked for their views on various policing issues and the following were found:

- Respondents were asked to prioritise the range of policing issues in Aberdeenshire.

Perceived Priority of Policing Issues (no.)

Issue	All (Number)	Rank
Drug misuse	306	1
Physical assaults/ attacks	242	2
Housebreaking	200	3
Road safety	168	4
Graffiti/ vandalism	161	5
Teenagers/ children causing a nuisance	157	6
Sexual assault/ rape	134	7
Threatening behaviour	123	8
Alcohol misuse	98	9
Car crime	94	10
Domestic abuse/ violence	44	11
Misuse of fireworks	29	12
Problems with neighbours	28	13
Racial harassment/ assault	20	14
Fire-raising	19	15
Fire safety	19	15
Accidents and safety at home	18	17
Harassment of gay/ lesbian people	1	18
Base	1861	

Policing Issues (no.)



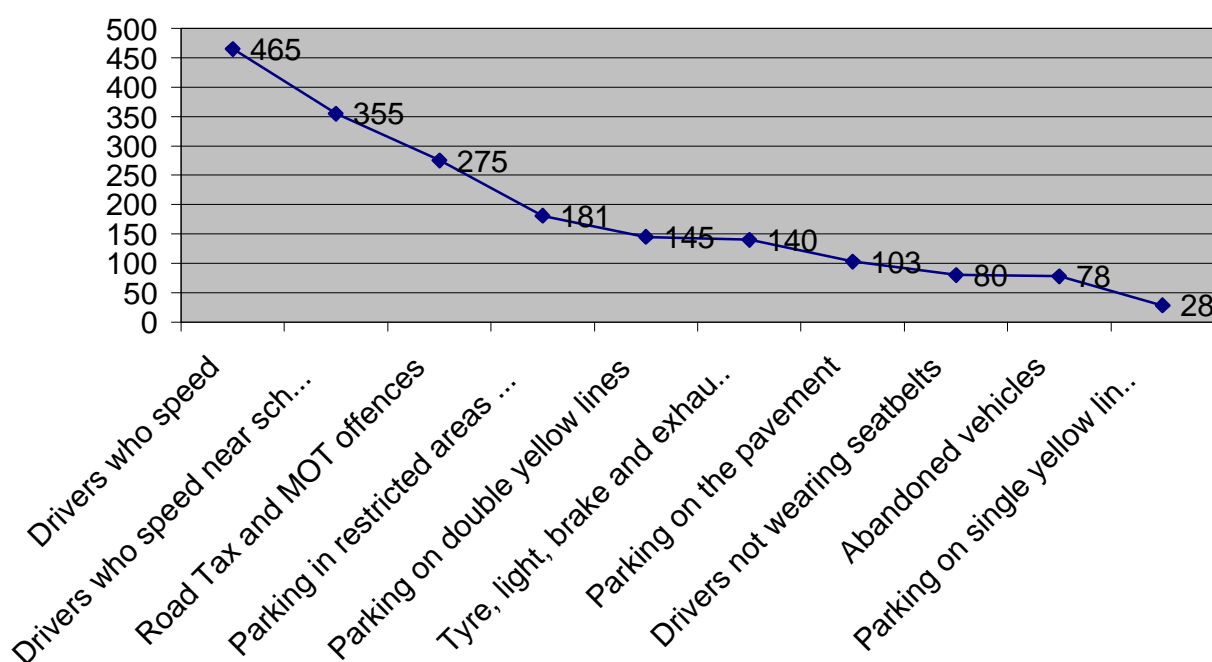
The overwhelming priorities for respondents were drug misuse, physical attack/ assault, housebreaking and road safety. Drug misuse was clearly the main priority for respondents as a whole and the main priority for just over a quarter of the sample (27%). Physical assault was also a prominent priority, as were property-related crimes, such as housebreaking and graffiti/ vandalism. Issues given considerably low prominence were homophobic harassment and home safety.

- Respondents were asked to prioritise the range of different road safety issues in Aberdeenshire.

Perceived Priority of Road Safety Issues (no.)

Issue	All (no.)	Rank
Drivers who speed	465	1
Drivers who speed near schools	355	2
Road Tax and MOT offences	275	3
Parking in restricted areas outside schools	181	4
Parking on double yellow lines	145	5
Tyre, light, brake and exhaust offences	140	6
Parking on the pavement	103	7
Drivers not wearing seatbelts	80	8
Abandoned vehicles	78	9
Parking on single yellow lines during restricted hours	28	10
Base	1850	

Perceived Priority of Road Safety Issues (no.)



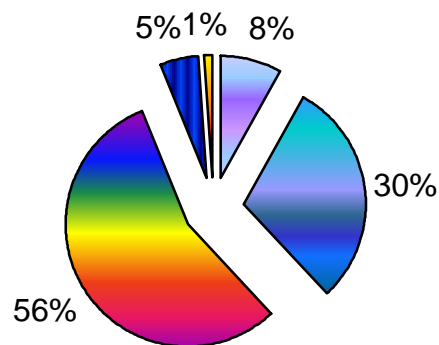
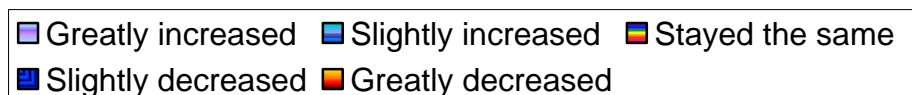
Clearly, speeding drivers were the main overriding priority for respondents: drivers who speed in general and near schools. In contrast, seatbelt infringements, parking offences (with the exception of those in restricted areas outside schools) and abandoned cars were all appreciably lower in priority. Respondents clearly targeted those road safety issues that were potentially more likely to result and/or contribute towards injury/ fatality for vehicle occupants and pedestrians.

- Respondents were asked to what extent they thought levels of crime had changed in Aberdeenshire.

Perceived Crime Levels in Aberdeenshire (no., %)

Crime Levels	Number	%
Greatly increased	47	8
Slightly increased	185	30
Stayed the same	347	56
Slightly decreased	33	5
Greatly decreased	6	1
Base	618	100

Perceived Crime Levels in Aberdeenshire %



Nearly four out of ten respondents thought that crime levels had increased (**38%**), while the majority thought they had stayed the same (**56%**).