

Vandalism and Malicious Mischief

Vandalism refers to “*any person who, without reasonable excuse, wilfully or recklessly destroys or damages any property belonging to another including the offence of wilful fire-raising*”.

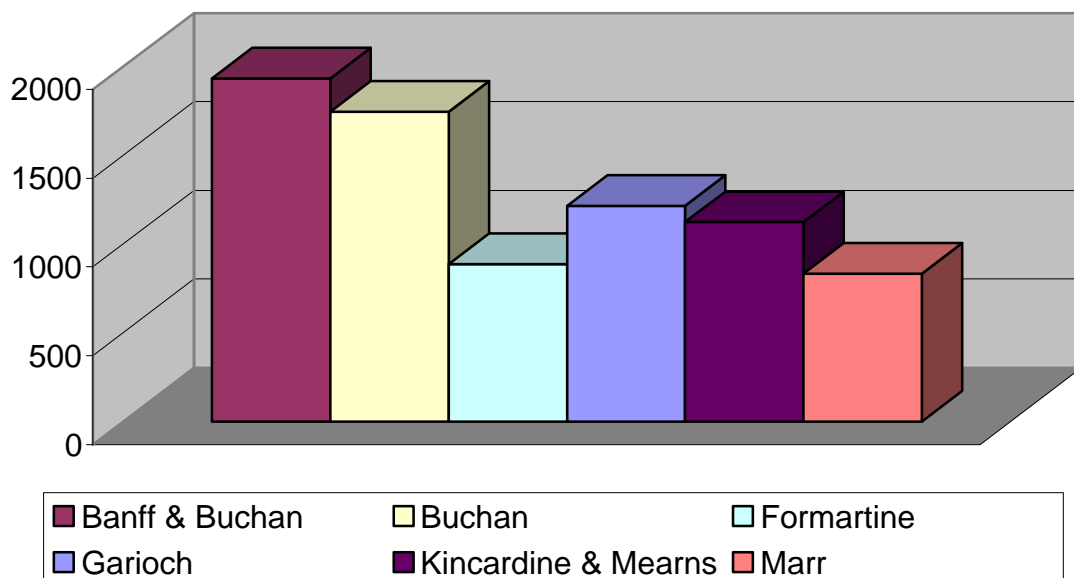
Source: Scottish Criminal Law (Consolidation) (Scotland) Act 1995, section 52.

Vandalism and Malicious Mischief is the most reported crime in Aberdeenshire, with regard to crimes analysed in this Audit. Vandalism and Malicious Mischief accounted for **45%** of all reported crimes in Aberdeenshire over the three-year period.

During the three-year period analysed in the Audit, the total number of incidents of vandalism decreased by **7.3%**. During 2001 and 2002, the number of reported incidents of vandalism decreased by **18.6%**, followed by an increase of **13.9%** between 2002 and 2003.

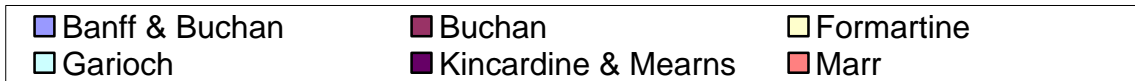
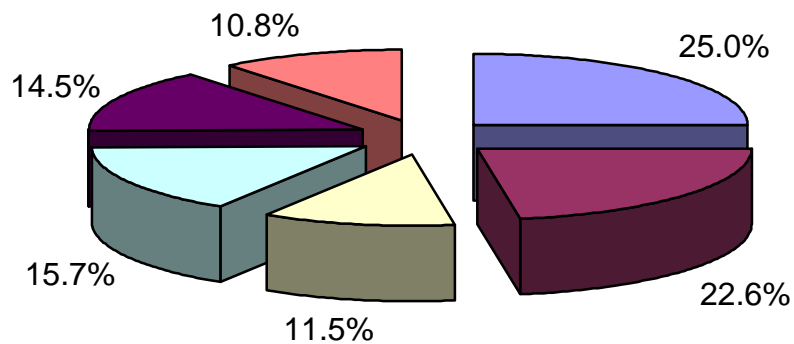
The Banff & Buchan area of Aberdeenshire experienced the highest number of incidents of vandalism, accounting for **25.0%** of all incidents of vandalism within Aberdeenshire. The number of incidents occurring in the Buchan area (**22.6%**) was also significantly higher than the number of incidents in other areas within Aberdeenshire. Reported incidents of vandalism were lowest in the Marr area (**10.8%**) of Aberdeenshire.

Number of Reported Incidents of Vandalism in Aberdeenshire, by Local Area during the three-year period



Source: Grampian Police

Percentage of Reported Incidents of Vandalism in Aberdeenshire, by Local Area during the three-year period



Source: Grampian Police

Cost of Vandalism

In Aberdeenshire, Education properties are the most vulnerable to acts of vandalism and consequently accounted for **76.0%** of the revenue costs expended by Aberdeenshire Council in the financial year **2003/04**. The figures in the table below represent the cost of repairs deemed necessary following acts of vandalism, but are not the total cost of vandalism. The costs on the table do not

- allow for damage being the consequence of vandalism where the Council does not authorise repair
- include those attributable to theft of either equipment or personal possessions
- include those arising from the loss of use of any property or part thereof pending repair works being undertaken.

The figures below also may not reflect the cost of vandalism in that particular year due to delays in payment disputes ongoing over a number of years.

Summary of Vandalism Costs (£) in Aberdeenshire in 2003/04 by Property Type and Repair Classification

	Plumbing	Glazing	Decoration	Electrical	Heating	Structural	Total
Education	13,265.28	168,729.94	3,033.58	4,232.40	898.68	52,491.68	242,651.56
Recreation	2,303.95	14,320.67	1,909.99	417.02	379.36	6,890.95	26,221.94
Social Work	255.86	4,189.15	44.10	339.87	0.00	21,953.39	26,782.37
Estates	0.00	942.10	0.00	0.00	0.00	5,070.18	6,012.28
Office Accommodation	0.00	3,076.39	0.00	0.00	0.00	709.16	3,785.55
Outdoor Services	982.76	2,310.86	0.00	942.68	0.00	2,064.59	6,300.89
Environmental Health	2,647.27	805.38	923.78	837.55	0.00	1,684.27	6,898.25
Other	0.00	79.38	0.00	0.00	0.00	515.03	594.41
TOTAL	19,455.12	194,453.87	5,911.45	6,769.52	1,278.04	91,379.25	319,247.25

Source: Aberdeenshire Council, Property Department

From the table above it can be seen that just under **£320,000** has been spent on the acts of vandalism within council property in Aberdeenshire in **2003/04**. This year's figure is a decrease of almost **£23,000** on the previous year's figures.

WHAT DOES THIS TELL US?

- The total number of incidents of Vandalism has decreased by 7.3% over the last three-years.
- Education properties are vulnerable to acts of vandalism and consequently account for 76.0% of the revenue costs of Aberdeenshire Council, for financial year 2003/04.
- The cost of repairs to be done to education buildings was £242,651.56 for financial year 2003/04